



BEACON
SPOTLIGHT
AWARD
WINNER
BEST PRACTICE
ACTIVITIES



City of Redwood City

Sustainability Best Practice Activities









ILG INSTITUTE FOR
LOCAL GOVERNMENTSM
Promoting Good Government at the Local Level

City of Redwood City

California communities are leading the fight against climate change. From small projects to large-scale programs, cities and counties are making great strides to create healthy, sustainable and economically prosperous communities. Participants in ILG's Beacon Program serve as leaders in this effort, making measureable contributions to reducing energy and greenhouse gas emissions, and sharing their sustainability best practices.

This document represents a collection of activities your agency has completed in 10 areas of sustainability. While local governments have a wide range of choices available to address climate change, these activities represent the unique opportunities and values in your community. These voluntary actions are essential to achieving California's goals to save energy, reduce greenhouse gas (GHG) emissions and create more sustainable communities.

SPOTLIGHT AWARD

Areas of Accomplishment		SILVER LEVEL	GOLD LEVEL	PLATINUM LEVEL
	Agency GHG Reductions			2015 (20%)
	Community GHG Reductions	2015 (8%)	2018 (11%)	2019 (22%)
	Agency Energy Savings	2015 (8%)	2016 (11%)	
	Natural Gas Savings	2015 (7%)	2017 (10%)	
	Sustainability Best Practice Activities			2015
	Beacon Award	2015	2018	

Cities and counties throughout the Golden State should be proud of the accomplishments made through the hard work, innovation and collective community action. The Institute for Local Government applauds your achievements and thanks you for your continued participation in the Beacon Program.

The Beacon Program is sponsored by the Institute for Local Government and the Statewide Energy Efficiency Collaborative (SEEC). SEEC is an alliance between three statewide non-profit organizations and California's four Investor-Owned Utilities. The Beacon Program is funded by California utility ratepayers and administered by Pacific Gas and Electric Company, San Diego Gas and Electric Company, Southern California Edison and Southern California Gas Company under the auspices of the California Public Utilities Commission.



Energy Efficiency and Conservation Activities

Silver

1. In 2008, IT virtualized servers in city hall, saving the city 21,329 kWh of electricity, over \$3600 in utility costs annually and reducing GHG emissions by over 6.2 CO2 over the life of the project.

Gold

2. In 2009, Public Works implemented a citywide Lighting Retrofit Program, changing out older, inefficient lighting in city hall, libraries, community buildings, and fire stations for efficient fluorescent lighting and LEDs in exit signs. The retrofits save the city 619,517 kWh of electricity and over \$97,000 in utility costs annually, and reduce GHG emissions by over 161.5 MT over the project life.
3. In 2010, the city continued with lighting retrofits in the Marshall Street Garage and implemented additional HVAC and boiler retrofits, lighting controls and occupancy sensors projects in city facilities, among others. The combined savings of these projects amounts to over 155,090 kWh of electricity, over 690 therms of gas, over \$23,000 in utility costs annually and almost 35 MT of GHG emissions over the life of the projects.

Platinum

4. In 2011, the city added refrigeration controls on vending machines, implemented a high efficiency air conditioning/heat pump project, and piloted its first LED streetlight project. Together these projects saved the city 28,744 kWh of electricity and \$4,615 annually, as well as reducing GHG emissions by over 5.12 MT over the life of the projects.
5. In 2012, the city retrofitted Main Library's HVAC controls, saving over 6,447 kWh of electricity, 505 therms of gas, and \$1,480 of utility costs annually, as well as reducing GHG emissions over 4 MT over the life of the project.
6. In 2013, the city installed occupancy sensors at the community activities building (saving the city \$1,879 annually) and began Phase I implementation of the municipal LED streetlight replacement program. The entire LED replacement program is estimated to save the city \$30,000-50,000 annually, reduce electricity consumption by 32% in the replaced lights and cut GHG emissions by 50 MT annually.





Water & Wastewater Systems Activities

Silver

1. In 2005, Redwood City started construction on a Recycled Water Project, completing phase I in 2010.

Gold

2. In 2007, the city received a \$2.9 million grant from the California State Water Resources Control Board that assisted in the installation of approximately 29,000 linear feet of recycled water distribution pipeline along the east side of Highway 101 on the Greater Bayfront and Seaport areas.
3. In 2008, Redwood City's Recycled Water Use Ordinance was adopted by the city council on July 7th and took effect on August 6th, 2008.

Platinum

4. The city parks installed a computerized irrigation system that checks and adjusts every irrigation timer from a central location.
5. The city installed smart water meters were installed to alert staff of potential water leaks.
6. City landscapes are irrigated with recycled water if they lie within the recycled water service area.





Green Building Activities

Silver

1. In 2009, the city adopted an ordinance that requires new buildings to exceed the minimum requirements of California's Green Building Standards Code.

Gold

2. The city provides information to homeowners and businesses about the available PG&E rebates, Energy Upgrade Program and Property Assessed Clean Energy (PACE) financing opportunities for new buildings that exceed Title 24 energy code by 15%.
3. The city has expedited review and permit processing for green building projects.

Platinum

4. The city trains or sends building, permitting and inspection staff to CalBIG and BayREN trainings for green building standards and to facilitate the permitting approval and inspection processes.
5. The city requires all new commercial and residential buildings to incorporate smart irrigation technology (sensors and controllers).
6. The city has enacted a C&D debris recycling ordinance that requires 60% or more diversion of project waste.





Waste Reduction and Recycling Activities

Silver

1. The city developed a long term trash load reduction (into the storm drain system and thereby the Bay) plan to achieve 70% trash reduction by 2017 and 100% (i.e. no visual impact) by 2022.

Gold

2. The city adopted an ordinance prohibiting businesses from using single-use disposal polystyrene (styrofoam) containers. The ordinance was adopted in May 2012 and went into effect on January 1, 2013.
3. A C and D ordinance was adopted in January of 2013 to help the city comply with the California Integrated Waste Management Act of 1989 by requiring all new residential and non-residential construction and demolition projects and any alteration or addition projects valued at or over \$50,000 to achieve a 60% landfill diversion and recycling rate, as well as recycling 100% of all inert materials. An administrative fee is assessed to offset costs of staff time, and a deposit is charged at the beginning of the permit process, to be returned to the applicant, without interest, upon proof of compliance with the 60% recycling rate.

Platinum

4. The city adopted an ordinance banning the use of plastic shopping bags by retailers in March 2013.
5. The city's waste JPA (RethinkWaste) board of directors passed SBWMA Ordinance No. 002 to help gather data on recycling activities taking place in the service area separate from those services provided by Recology San Mateo County, effective January 1, 2015. The new ordinance applies to businesses that back haul recyclable materials, and haulers, brokers and other entities that provide recycling collection services to businesses in our service area. The ordinance requires that these type of businesses report recycling data (such as weight, types of recyclables collected, and city collected in) on a quarterly basis starting in 2015.
6. The city is piloting a Household Hazardous Waste Pick-up Program which began March 1, 2015.





Climate-friendly Purchasing Activities

Silver

1. The city purchases and uses recycled content paper where feasible.

Gold

2. Facilities maintenance uses GreenSeal products to clean city facilities.
3. The city's IT department procures EPEAT-certified electronics where feasible.

Platinum

4. The city's facilities maintenance team conducts employee awareness training on purchasing and using green cleaning products.
5. The city offers a Green Business certification program which educates businesses on green procurement.
6. The city's public works department has replaced fleet passenger vehicles with hybrids, except where not feasible (police vehicles). The city's fleet consists of 23 Hybrids (19%) and three electric vehicles (3%).





Renewable Energy and Low-Carbon Fuels Activities

Silver

1. In 2007, the city installed solar-powered parking meters in the downtown area.

Gold

2. The city council approved a power purchase agreement (PPA) for solar on Red Morton Community Center on March 23, 2015.
3. Redwood City is a program partner in the Bay Area Bike Share pilot, led by the Bay Area Air Quality Management District and funded through local, regional and federal grants.

Platinum

4. Redwood City has installed EV charging stations available to the public at a number of city facilities.
5. The city has adopted three PACE financing programs (CaliforniaFirst, HERO, and Figtree).
6. The city is offering a residential group solar program, Peninsula SunShares, to people who live or work in Redwood City.





Efficient Transportation Activities

Silver

1. The city provides information and participates in programs such as Spare the Air Day, Commute.org's Spring Campaign, and Bike Month events like Bike to Shop, Bike to School, and Bike to Work Days that help employees use commute alternatives.

Gold

2. The city has a robust Employee Commute Alternatives Program, compliant with SB 1339, that subsidizes employee transit passes with a match up to \$100. Employees can use pre-tax dollars to pay the remaining amount.
3. For every 20 days an employee uses a commute alternative, the city subsidizes half of a \$20-gift card to Safeway, Whole Foods or Trader Joe's.

Platinum

4. The city offers employees who carpool, vanpool, or use transit a guaranteed ride home in case of emergencies.
5. The city allows unbundled parking to be permitted in downtown multi-family residential developments as per the Downtown Precise Plan Section 2.6.2.
6. Redwood City is a partner in Connect, Redwood City!, formerly known as the Making the Last Mile Connection Pilot Program, which implements a suite of mobility options within the City of Redwood City. The goal of the program is to test the ability for these mobility options to change travel habits away from single-occupancy personal vehicle travel, thereby reducing vehicle miles traveled and greenhouse gas emissions. The program received a \$1.5 million grant from the Metropolitan Transportation Commission through its Climate Initiatives Grant Program. In 2013, the city implemented vanpools as part of the pilot project, to accompany the existing car share program and the Bay Area Bike Share, which also is funded under the Climate Initiatives Program.





Land Use and Community Design Activities

Silver

1. The city has developed a General Plan that emphasizes smart growth and complete streets planning and policies. From the General Plan Build Environment Element:

“The Urban Form and Land Use goals and policies implement the following guiding principles of this General Plan and plan for sustainability within our finite resources including but not limited to open space, water, energy, and air quality. The goals ensure that change harmonizes with existing development to preserve our historic and neighborhood character. Partner with and embrace our neighborhoods to improve health, safety, and well being for all in our community. Design for active pedestrian and bicycle friendly streets and public spaces.”

Gold

2. Redwood City's Draft Housing Element for 2015-2023 is currently under review with the State of California Department of Housing and Community Development (HCD), with public hearings slated for fall 2015. The city inventories potential infill development sites and maintains a community-wide database of vacant and underutilized infill sites to monitor the community's growth and change.
3. The city's General Plan states that development priority will be given to infill sites that are well served by “complete streets”—transit, pedestrian amenities, and bike ways, and the city has been successful at providing density bonuses and increasing development density along the transit corridors and particularly in the downtown precise plan area, which is served by the Caltrain station.

Platinum

4. The city currently offers three Property Assessed Clean Energy (PACE) programs to businesses and residents (Hero, Figtree, and CaliforniaFirst).
5. The city's General Plan includes programs to adopt a GHG emissions reduction target and a climate action plan and to conduct GHG Inventories. The city has conducted GHG Inventories for municipal operations (2005 and 2010) and for the community as a whole (2005 and 2010), and the city adopted a Climate Action Plan in 2013.
6. The city has implemented zoning for mixed-use development to encourage walking and biking for short trips rather than using vehicles.





Open Space and Offsetting Carbon Emission Activities

Silver

1. The city has adopted a tree ordinance to protect urban forests, including protection for specific tree species.

Gold

2. The city has adopted a zoning ordinance that restricts ridgeline and hillside grading for home building on hillsides as a way to enhance public safety and preserve open space.
3. Redwood City is designated as a Tree City USA community by the Arbor Day Foundation.

Platinum

4. The city endeavors to build environmentally sustainable parks by incorporating reused and recycled materials and water-efficient landscaping and irrigation systems. To that end, the city parks installed a computerized irrigation system that checks and adjusts every irrigation timer from a central location. The parks department has assisted and coordinated with public works water conservation staff to implement three “Lawn-be-Gone” projects in locations that are maintained by the parks department (replacing lawn with drought-tolerant planting) and has renovated several parks replacing some lawn areas with trees and mulch. Parks also reuses posts and footings to avoid sending viable materials to the landfill.
5. The parks department partners with Acterra, an environmental non-profit which coordinates many of our volunteers to do habitat restoration work in our 40-acre Stulsaft Park (the removal of invasive species and the planting of natives).
6. Davey resource group completed a Street, Parks, and City Facilities Tree Inventory in 2012. The city has a tree ordinance and replacement policy, and CityTrees, a non-profit tree planting partner, assists with tree planting, pruning and education program.





Promoting Community and Individual Action Activities

Silver

1. The city uses social media (eNews, NextDoor, Facebook, and Twitter) to inform the community about sustainable activities such as the annual mayor's challenge for water conservation, community choice aggregation stakeholder meetings, peninsula SunShares outreach events and bike month events.

Gold

2. The city gives away reusable chico bags and water-conserving aerators, shower heads and sprinklers.
3. The city distributes maps showing the community bicycle system; provides bay area bike share information and incentives online, in social media, and at city events; and promotes bike month events to encourage vehicle miles traveled reduction.

Platinum

4. The city creates opportunities for community members to provide feedback on proposed sustainability policies and programs such as community choice aggregation at stakeholder meetings and public workshops.
5. The city includes sustainability and climate-change related projects as part of youth activities such as the annual water conservation poster contest for kids K-8th grade and partnering with a local non-profit to have volunteer high school students remove invasive species at local parks and open space areas.
6. The city council recognizes local businesses who participate in the Green Business Program.





© 2019 by Institute for Local Government
1400 K Street, Suite 205
Sacramento, CA 95814
916-658-8208
www.ca-ilg.org

